

Synthesis and optical properties of PVA/ZrC nanocomposites

Ahmed Hashim^{1,*}, Noor Hamid¹, Mohammed Hashim Abbas² and Dalal Hassan¹

¹ Department of Physics, College of Education for Pure Sciences, University of Babylon, Babylon, Iraq. ² Department of Medical Physics, Al-Mustaqbal University College, Babylon, Iraq.

World Journal of Advanced Research and Reviews, 2022, 15(02), 467–471

Publication history: Received on 11 July 2022; revised on 17 August 2022; accepted on 21 August 2022

Article DOI: <https://doi.org/10.30574/wjarr.2022.15.2.0837>

Abstract

In this work, preparation of PVA/ZrC nanostructures and studying the optical properties to employ in different optical fields. The PVA/ZrC nanostructures were fabricated using casting method. The optical properties were measured at wavelength ranged from 200 nm to 800 nm. Results showed that the absorbance(A) of polymer was rise while the transmittance (T) was reduced with rise in the ZrC NPs ratio. The energy gap(E_g) was reduced as the ZrC NPs ratio rises.

Also, the results of optical properties indicated that the PVA/ZrC nanocomposites have high absorption at UV region. **Keywords:** PVA; Optical properties; ZrC; Optics fields; Energy gap

1. Introduction

The unique and easily adaptable characteristics of polymers and polymer composites open up possibilities for employing these substances in an indefinite number of fields. Among a variety of special features, the simple processing methods and optical characteristics of new compound polymers, create them reliable candidates for different optoelectronic approaches [1]. Polymer nanocomposites have been extensively investigated not for their several fields but to understand their physical characteristics. In light of these studies, it was observed that addition of a small ratio of the nanoparticles to the polymer medium improvement considerable characteristics for numerous fields [2]. Combining materials of organic polymers and inorganic nanosize opens novel fields for the host polymer[3]. The typical advantages of organic polymers materials are flexibility toughness, formability and low density, whereas ceramics materials have good mechanical, optical and thermal characteristics [4]. Polymer substances have enthralled scientists due to they are safe, inexpensive, plentiful, and have eco-sustainable characteristics and wide application in scientific and technical investigating [5]. Polyvinyl alcohol (PVA) is one of polymeric substances that have broad variety of fields. This is mostly because of their excellent optical characteristics, lightweight, excellent mechanical characteristics. PVA has a lot of uses such as adhesives, drug delivery systems coatings, and fuel cells. Owing to the strong inter and intra molecular hydrogen bonds between hydroxyl groups, PVA has a elevated melting point that is close to its decomposition temperature which makes its melt processing very difficult and therefore, PVA has been processed mostly from aqueous solutions[6]. Inorganic substances have valuable characteristics like thermal stability and elevated mechanical strength. Consequently, polymer inorganic hybrids are finding different [7]. There are several studies on PVA-composites materials [8-12]. The present work aims to prepare of PVA/ZrC nanocomposites and studying their optical properties.

2. Material and methods

The nanocomposites of polyvinyl alcohol(PVA) with different ratios of zirconium carbide(ZrC) were prepared using casting method. The PVA solution was prepared by dissolving of 1 gm in (30 ml) distilled water. The ZrC NPs were added

Corresponding author: Ahmed Hashim

Department of Physics, College of Education for Pure Sciences, University of Babylon, Babylon, Iraq.

Copyright © 2022 Author(s) retain the copyright of this article. This article is published under the terms of the Creative Commons Attribution License 4.0.

to the PVA solution with concentrations 1.1%, 2.2%, and 3.3%. The optical properties of nanocomposites films were recorded using spectrophotometer (UV-1800⁰A-Shimadzu). The absorption coefficient (α) is determined by [13]:

$$\alpha = 2.303 (A/t) \dots \dots \dots (1)$$

Where A is the absorbance and t is the thickness. The energy gap is given by [14]

$$(ah\nu)^{1/n} = C(h\nu - E_g) \dots \dots \dots (2)$$

Wherever B is constant, $h\nu$ is the photon energy, E_g is the energy gap, $n = 2$ and 3 to allowed and forbidden indirect transitions.

3. Results and discussion

Figure 1 and Figure 2 represent of the absorption and transmission spectra of PVA/ZrC nanocomposites respectively. The absorption intensity of PVA/ZrC nanocomposites increases while the transmission reduces when the ZrC NPs content rises, this behavior due to increase in the charge carriers density lead to increase in the absorbance values [1520], hence the transmittance will reduce.

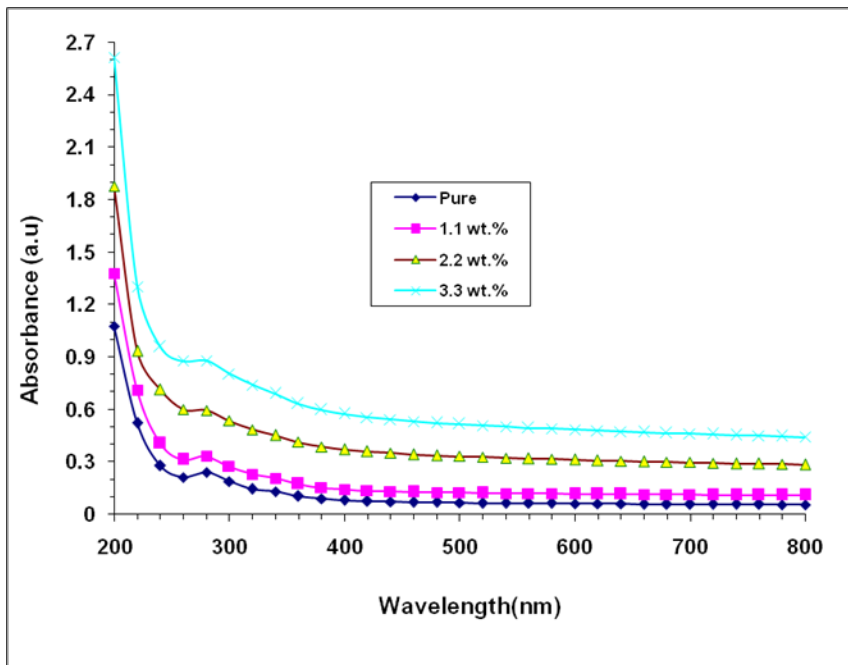


Figure 1 Absorption spectra of PVA/ZrC nanocomposites

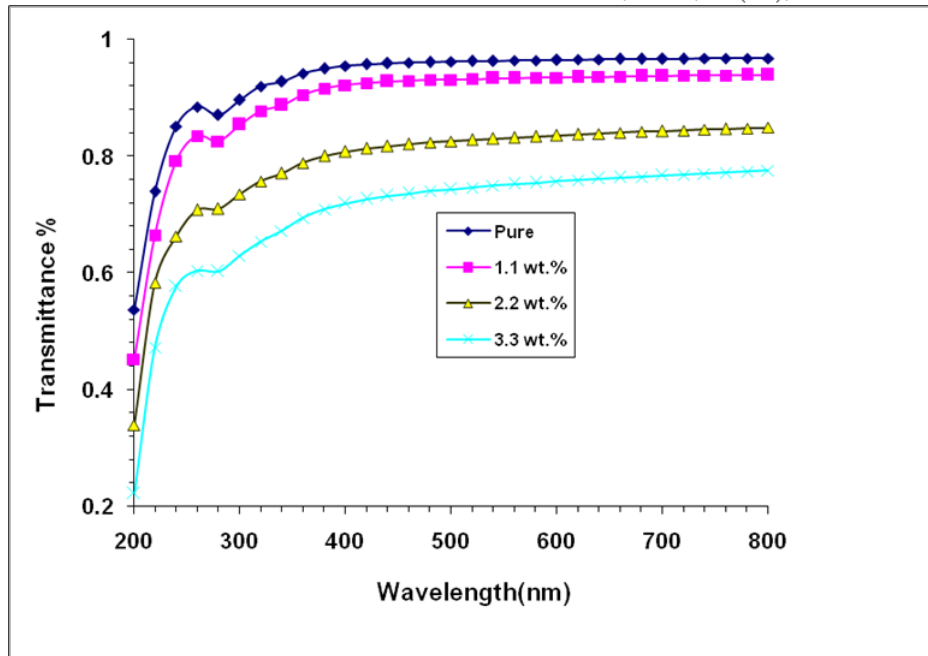


Figure 2 Transmission spectra of PVA/ZrC nanocomposites

Figures 3 and 4 show the values of energies gaps for allowed and forbidden indirect transitions of PVA/ZrC nanocomposites respectively. As shown in these figures, the energies gaps for allowed and forbidden indirect transitions of PVA reduce with increase in the ZrC NPs content. The reduce in energy gap values is suggested to increase with a disturbance degree to create the localized level in the nanocomposites structures lead to decrease the distant between the conduction band and valance band, hence the energy gap decreases[21-25].

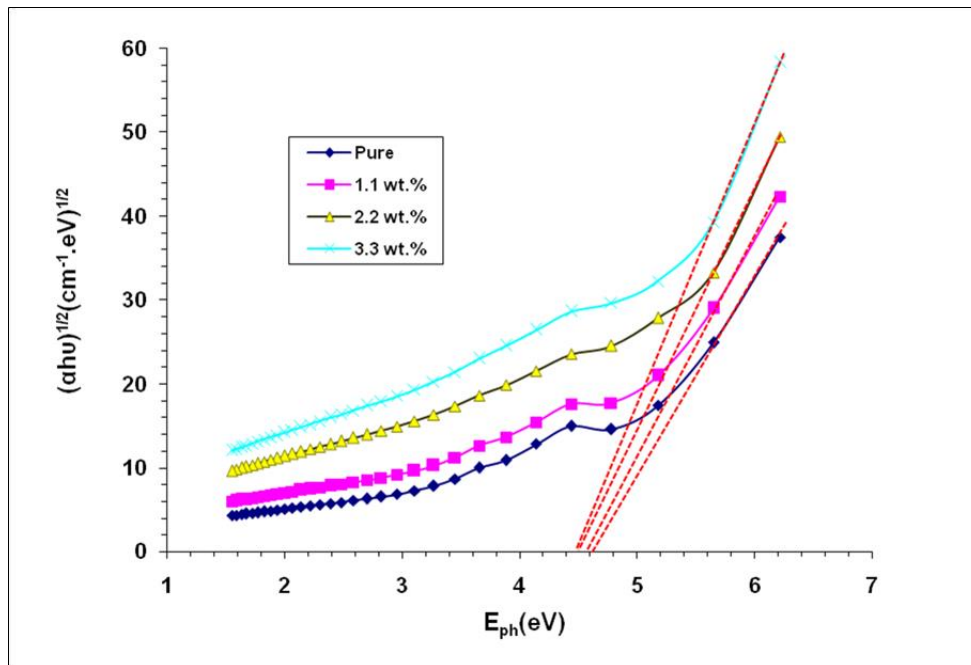


Figure 3 Values of energies gaps for allowed indirect transition of PVA/ZrC nanocomposites

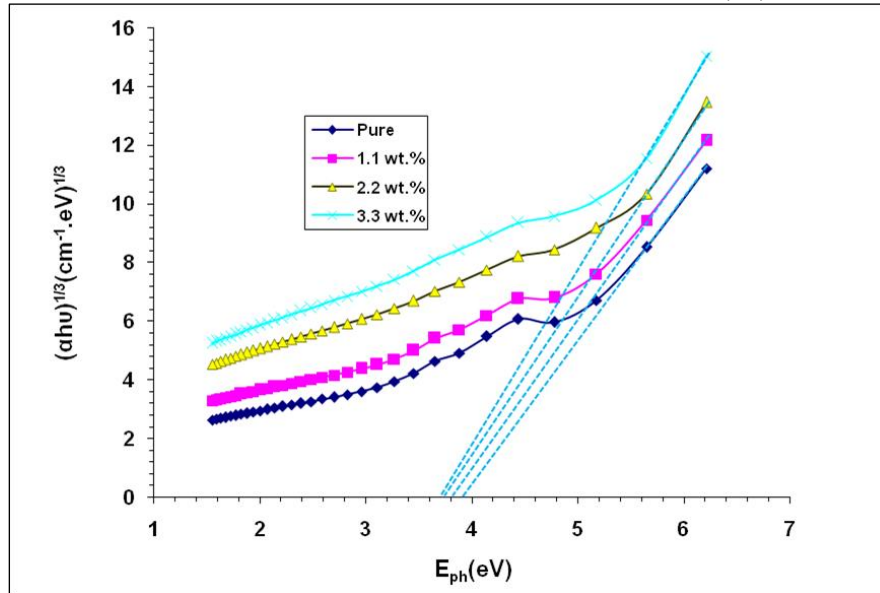


Figure 4 Values of energies gaps for forbidden indirect transition of PVA/ZrC nanocomposites

4. Conclusion

The present work includes a preparation of PVA/ZrC nanostructures and investigating their optical properties to use in various optical fields. Results showed that the PVA/ZrC nanocomposites have high absorption at UV region. The absorbance of PVA was rise while the transmittance was reduced with rise in the ZrC NPs ratio. The energy gap of PVA was reduced as the ZrC NPs ratio rises which make it can be suitable for different optical fields.

Compliance with ethical standards

Acknowledgments

Acknowledgment to University of Babylon and Al-Mustaqbal University College, Babylon, Iraq.

Disclosure of conflict of interest

No conflict of interest.

References

- [1] Bulinski, M. Metal Doped PVA Films for Opto-Electronics-Optical and Electronic Properties, an Overview. *Molecules* 2021, 26(10), <https://doi.org/10.3390/molecules26102886>.
- [2] T.A. Taha, A. Hassona, S. Elrabaie & M.T. Attia, Dielectric spectroscopy of PVA-Ni_{0.5}Zn_{0.5}Fe₂O₄ polymer nanocomposite films, *Journal of Asian Ceramic Societies*, 2020, 8(4), DOI: 10.1080/21870764.2020.1812839.
- [3] Zein K. Heiba, Mohamed Bakr Mohamed, Sameh.I. Ahmed, Exploring the physical properties of PVA/PEG polymeric material upon doping with nano gadolinium oxide, *Alexandria Engineering Journal*, 2021, 61(5), <https://doi.org/10.1016/j.aej.2021.08.051>.
- [4] Hayder Abduljalil, Ahmed Hashim, Alaa Jewad, The Effect of Addition Titanium Dioxide on Electrical Properties of Poly-Methyl Methacrylate, *European Journal of Scientific Research*, 2011, 63(2), pp.231-235.
- [5] Elhosiny Ali, H.; Abdel-Aziz, M.; Mahmoud Ibrahim, A.; Sayed, M.A.; Abd-Rabboh, H.S.M.; Awwad, N.S.; Algarni, H.; Shkir, M.; Yasmin Khairy, M. Microstructure Study and Linear/Nonlinear Optical Performance of Bi-Embedded PVP/PVA Films for Optoelectronic and Optical Cut-Off Applications. *Polymers* 2022, 14, 1741. <https://doi.org/10.3390/polym14091741>.
- [6] Emad Mousa, Mohamed Fikry, Magdy M Omar, Dalia Refaat, Laser induced changes in the optical properties of PVA/PEG blend loaded with graphene oxides, *Journal of Multidisciplinary Engineering Science*

- [7] H. Ahmed, A. Hashim, Design of Polymer/Lithium Fluoride New Structure for Renewable and Electronics Applications. *Trans. Electr. Electron. Mater*, 2022, 23(3), <https://doi.org/10.1007/s42341-021-00340-1>.
- [8] K. J. Kadhim, I. R. Agool and A. Hashim, Synthesis of (PVA-PEG-PVP-TiO₂) Nanocomposites for Antibacterial Application. *Materials Focus*, 2016, 5(5), DOI: <https://doi.org/10.1166/mat.2016.1371>.
- [9] Ahmed Hashim, Majeed A. Habeeb and Qayssar M. Jebur, Structural, Dielectric and Optical properties for (Polyvinyl Alcohol–Polyethylene Oxide- Manganese Oxide) Nanocomposites, *Egyptian Journal of Chemistry*, 2019, 62 (Special Issue (Part 2) Innovation in Chemistry), DOI: 10.21608/ejchem.2019.14849.1901.
- [10] Ahmed Hashim and Qassim Hadi, Novel of (Niobium Carbide/Polymer Blend) Nanocomposites: Fabrication and Characterization for Pressure Sensor, *Sensor Letters*, 2017, 15, doi:10.1166/sl.2017.3892.
- [11] Hind Ahmed, Ahmed Hashim and Hayder M. Abduljalil, Analysis of Structural, Electrical and Electronic Properties of (Polymer Nanocomposites/ Silicon Carbide) for Antibacterial Application, *Egypt. J. Chem.*, 2019, 62(4), pp.1167– 1176, DOI: 10.21608/EJCHEM.2019.6241.1522.
- [12] H. Ahmed, A. Hashim, Exploring the Characteristics of New Structure Based on Silicon Doped Organic Blend for Photonics and Electronics Applications, *Silicon*, 2022, 14(9), <https://doi.org/10.1007/s12633-021-01258-2>.
- [13] M. Jothibas, C. Manoharan, S. Johnson Jeyakumar, P. Praveen, Study on structural and optical behaviors of In₂O₃ nanocrystals as potential candidate for optoelectronic devices. *J Mater Sci: Mater Electron*, Vol.26, pp.9600–9606, 2015, <https://doi.org/10.1007/s10854-015-3623-x>.
- [14] A M A Henaish And A S Abouhaswa, Effect of WO₃ nanoparticle doping on the physical properties of PVC polymer, *Bull. Mater. Sci.*, 2020, Vol.43, <https://doi.org/10.1007/s12034-020-2109-5>.
- [15] Ibrahim R. Agool, Firas S. Mohammed, Ahmed Hashim, The effect of magnesium oxide nanoparticles on the optical and dielectric properties of (PVA-PAA-PVP) blend, *Advances in Environmental Biology*, 2015, 9(11).
- [16] Ahmed Hashim,, Majeed Ali Habeeb, Abdulameer Khalaf, Aseel Hadi, Synthesis of Novel (Polymer Blend-Titanium Carbide) Nanocomposites and Studying their Characterizations for Piezoelectric Applications, *Journal of University of Babylon, Pure and Applied Sciences*, 2018, 26(6).
- [17] Ali F Al-Shawabkeh, Ziad M Elimat and Khaleel N Abushgair, Effect of non-annealed and annealed ZnO on the optical properties of PVC/ZnO nanocomposite films, *Journal of Thermoplastic Composite Materials*, 2021, DOI: 10.1177/08927057211038631.
- [18] Ahmed Hashim and Ali Jassim, Novel of (PVA-ST-PbO₂) Bio Nanocomposites: Preparation and Properties for Humidity Sensors and Radiation Shielding Applications, *Sensor Letters*, 2017, 15(12), doi:10.1166/sl.2018.3915.
- [19] Ahmed Hashim and Zinah Sattar Hamad, Fabrication and Characterization of Polymer Blend Doped with Metal Carbide Nanoparticles for Humidity Sensors, *J. Nanostruct.*, 2019, 9(2), pp.340-348, DOI: 10.22052/JNS.2019.02.016.
- [20] A. Hashim, Enhanced Structural, Optical, and Electronic Properties of In₂O₃ and Cr₂O₃ Nanoparticles Doped Polymer Blend for Flexible Electronics and Potential Applications, *Journal of Inorganic and Organometallic Polymers and Materials*, 2020, 30, pp.3894–3906, <https://doi.org/10.1007/s10904-020-01528-3>
- [21] A. Hashim, M. A. Habeeb, A. Khalaf, and A. Hadi, Fabrication of (PVA-PAA) Blend-Extracts of Plants BioComposites and Studying Their Structural, Electrical and Optical Properties for Humidity Sensors Applications, *Sensor Letters*, 2017, 15, PP. 589–596, doi:10.1166/sl.2017.3856.
- [22] M. A. Habeeb, A. Hashim, and A. Hadi, Fabrication of New Nanocomposites: CMC-PAA-PbO₂ Nanoparticles for Piezoelectric Sensors and Gamma Radiation Shielding Applications, *Sensor Letters*, 2017, Vol.15, No.9, doi:10.1166/sl.2017.3877.
- [23] A. Hashim, Enhanced morphological, optical and electronic characteristics of WC NPs doped PVP/PEO for flexible and lightweight optoelectronics applications, *Optical and Quantum Electronics*, 2022, 53(478), <https://doi.org/10.1007/s11082-021-03100-w>.
- [24] B. Hussin Rabee, M. Ali Habeeb and A. Hashim, Preparation of (PS-PMMA-ZnCl₂) Composites and Study their Electrical and Optical Properties, *International Journal of Science and Research*, 2014, 3(10), pp.1593-1596.
- [25] Laila H. Gaabour, Analysis of Spectroscopic, Optical and Magnetic Behaviour of PVDF/PMMA Blend

