

PACS numbers: 07.60.Pb, 42.79.Ek, 47.61.Ne, 78.20.Ci, 78.67.Bf, 81.07.Pr, 82.35.Np

Structural and Optical Properties of PVP/PAA/MnO₂ Nanofluid for Solar Collectors' Systems

Maithem Hussein Rasheed¹, Ahmed Hashim², and Farhan Lafta Rashid³

¹University of Babylon, College of Engineering - Al-Musayab,
Babylon, Iraq

²University of Babylon, College of Education for Pure Sciences,
Department of Physics,
Babylon, Iraq

³University of Kerbala, College of Engineering,
Department of Petroleum Engineering,
Babylon, Iraq

In this paper, preparation of PVP/PAA/MnO₂ nanofluid and studying its structural and optical properties for solar collectors' systems are investigated. Optical characteristics of PVP/PAA/MnO₂ nanofluid are measured at wavelength of 220–820 nm. Results indicate that the absorption of H₂O/PVP/PAA fluid enhances, while the transmission reduces as the MnO₂ ratio increases. The optical microscope images show homogeneous distribution of MnO₂ nanoparticles in H₂O/PVP/PAA medium. The thermal-energy storage application of H₂O/PVP/PAA/MnO₂ nanofluid is tested. The results of application indicate that the time of heating decreases with the increase in MnO₂ nanoparticles' concentration.

У даній роботі досліджено підготовку нанофлюїду ПВП/ПАК/MnO₂ та вивчення його структурних і оптичних властивостей для систем сонячних колекторів. Оптичні характеристики нанофлюїду ПВП/ПАК/MnO₂ вимірюються на довжині хвилі 220–820 нм. Результати показують, що поглинання рідини H₂O/ПВП/ПАК підвищується, в той час як пропускання зменшується в міру збільшення співвідношення MnO₂. Зображення оптичного мікроскопа показують однорідний розподіл наночастинок MnO₂ в середовищі H₂O/ПВП/ПАК. Тестується застосування нанофлюїду ПВП/ПАК/MnO₂ щодо акумулювання теплової енергії. Результати застосування свідчать про те, що час нагрівання зменшується зі збільшенням концентрації наночастинок MnO₂.

Key words: nanofluid, PAA, PVP, nanoparticles, optical properties, solar energy, energy storage.

Ключові слова: нанофлюїд, поліакрилова кислота, полівінілпіролідон, наночастинки, оптичні властивості, сонячна енергія, акумулювання енергії.

(Received 28 June, 2020)

1. INTRODUCTION

Energy is a significant entity for the improvement of economics of any country. Today, solar energy systems function is a significant part in the energy creation from the renewable sources by means of converting the solar radiation into electricity or useful heat [1]. Solar energy is a better renewable source related to its natural distribution, availability and absence of requirement for transportation [2]. It has huge advantages more than other kinds of renewable energy. Solar energy may be divided to two main kinds: solar photovoltaic one, which is converted from the light of Sun to electricity directly, and solar thermal collectors, which concentrate the light of Sun to produce heat and, hence, use the heat to run the heat engines [3]. The storage of thermal energy may be given as the provisional storage of thermal energy at low or high temperatures. Storage of energy may decrease the rate or time mismatch between supply of energy and demand of energy, and it plays a significant function in conservation of energy [4]. Polymers are generally used relating to their cost, high manufacturability, lightweight and chemical resistance [5]. Polyacrylic acid (PAA) is a water-soluble thermoplastic polymer with high water sorption; it has carefully been used in the numerous clinical fields [6, 7]. The MnO_2 is a significant efficient metal oxide, which is scientifically attractive for fields in

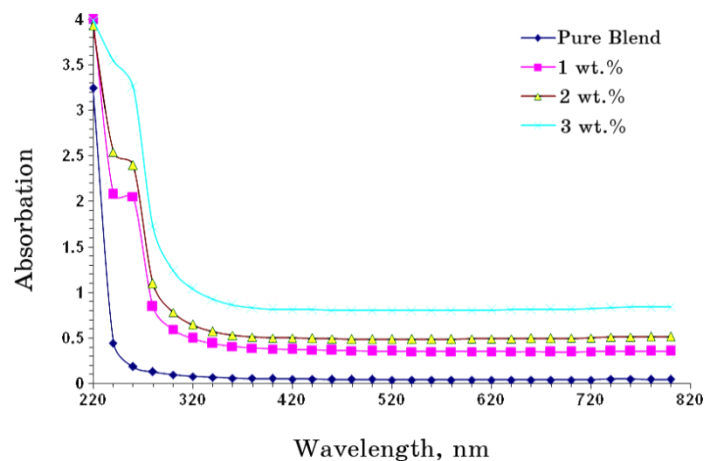


Fig. 1. Variation of absorbance of $\text{H}_2\text{O}/\text{PVP}/\text{PAA}/\text{MnO}_2$ nanofluid with photon wavelength.

various applications like catalysts, ion-sieves, artificial oxidase, molecular sieves, absorbent of toxic metals, component of the dry cell, electrochemical batteries' electrodes, inorganic pigment in ceramics, and supercapacitors' electrodes [8]. This paper deals with preparation and characterization of PVP/PAA/MnO₂ nanofluid for storage of thermal energy.

2. MATERIALS AND METHODS

The nanofluid of H₂O/PVP/PAA/MnO₂ by dissolving of PVP/PAA in H₂O with concentration of 40 g/L with weight percentage 67 wt.% PVP/33 wt.% PAA. The MnO₂ nanoparticles were added to the H₂O/PVP/PAA with concentrations of 1%, 2% and 3%. The optical properties of H₂O/PVP/PAA/MnO₂ nanofluid are measured using the spectrophotometer (UV/1800/Shimadzu) at wavelength of 220–820 nm. The microscope images of samples are obtained by optical microscope. The storage of thermal energy includes the melting characteristics of H₂O/PVP/PAA/MnO₂ nanofluid during heating processes. The H₂O/PVP/PAA/MnO₂ nanofluid is tested as the heat transfer, at which the temperature is varied (from 30°C to 90°C) with measuring the temperature by digital device of H₂O/PAA/MnO₂ nanofluid with stirrer.

3. RESULTS AND DISCUSSION

Figures 1 and 2 show the variation of absorbance and transmittance of H₂O/PVP/PAA/MnO₂ nanofluid with photon wavelength, respec-

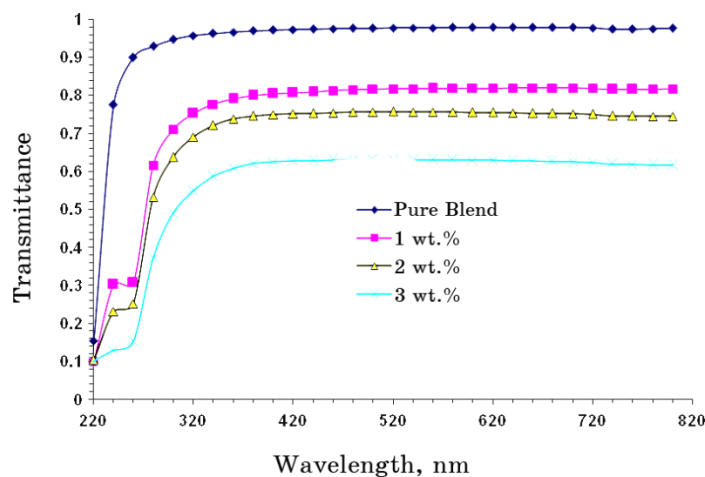


Fig. 2. Variation of transmittance of H₂O/PVP/PAA/MnO₂ nanofluid with photon wavelength.

tively. From these figures, the $\text{H}_2\text{O}/\text{PVP}/\text{PAA}/\text{MnO}_2$ nanofluid demonstrates high absorption in UV range.

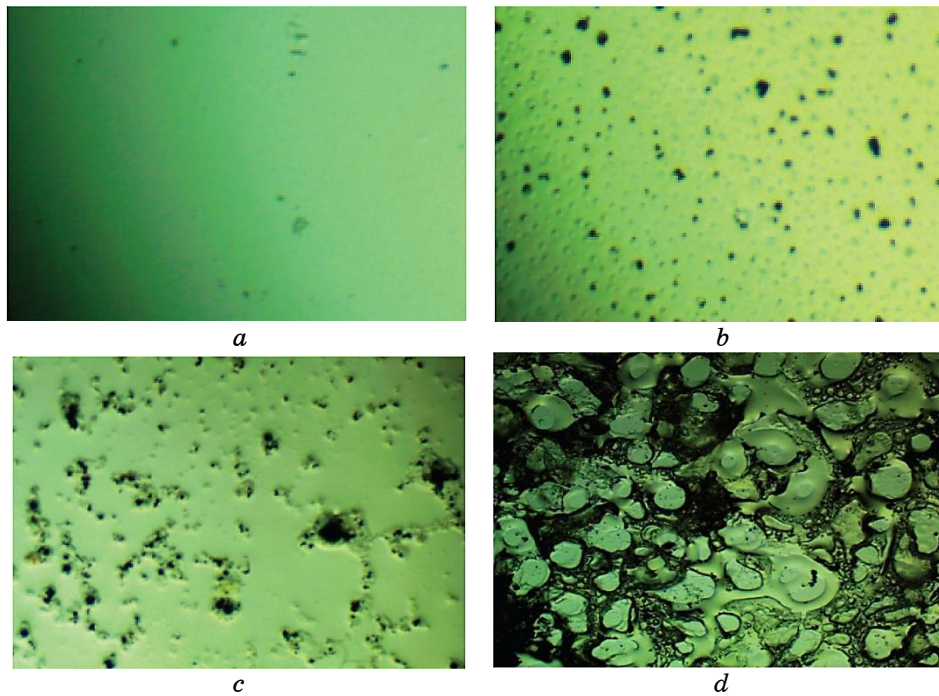


Fig. 3. Microscopy images of nanofluid: *a*—blend; *b*—1% MnO_2 ; *c*—2% MnO_2 ; *d*—3% MnO_2 .

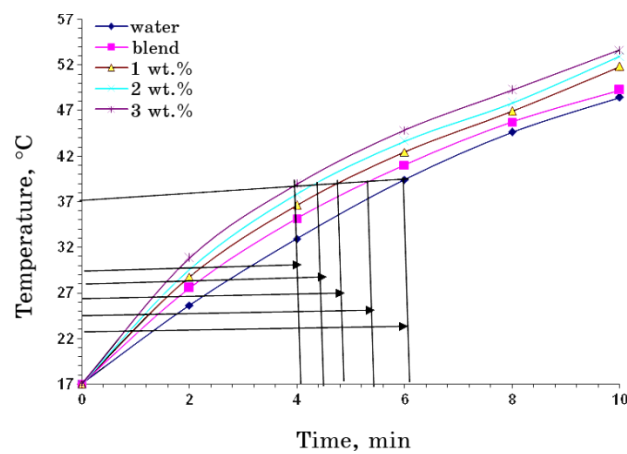


Fig. 4. Heating curve for $\text{H}_2\text{O}/\text{PVP}/\text{PAA}/\text{MnO}_2$ nanofluid.

The absorbance of H₂O/PVP/PAA fluid increases, while the transmittance decreases with the increase of the MnO₂ ratio that is related to the raise of the charge carriers' numbers [9–13]. As shown in Fig. 3, there is the distribution of MnO₂ nanoparticles, which absorb the photons of incident light.

Figure 4 represents the heating curve for H₂O/PVP/PAA/MnO₂ nanofluid. The time of heating reduces with the raise in MnO₂ nanoparticles' ratio that is related to high thermal conductivity of the MnO₂ nanoparticles in comparison with the thermal conductivity of H₂O/PVP/PAA fluid [14–24].

4. CONCLUSIONS

The absorbance of H₂O/PVP/PAA fluid rises, while the transmission reduces with the raise of the MnO₂ concentration.

The H₂O/PVP/PAA/MnO₂ nanofluid has high absorbance in the UV region that makes it possible be used for solar collectors.

The heating time decreases with the increase in MnO₂ nanoparticles' concentrations.

REFERENCES

1. Navid Bozorgan and Maryam Shafahi, *Micro and Nano Systems Letters*, **3**: 5 (2015); <https://doi.org/10.1186/s40486-015-0014-2>
2. Mohammed Hamdan and Maysa Sarsour, *Journal of Ecological Engineering*, **19**, Iss. 2: 1 (2018); doi.org/10.12911/22998993/81163
3. Hamed Olia, Mohammadamin Torabi, Mehdi Bahiraei, Mohammad Hossein Ahmadi, Marjan Goodarzi, and Mohammad Reza Safaei, *Appl. Sci.*, **9**: 463 (2019); [doi:10.3390/app9030463](https://doi.org/10.3390/app9030463)
4. A. A. Adeyanju, *Journal of Scientific Issues, Research and Essays*, **3**, No. 5: 726 (2015).
5. Yeongcheol Park, Suyeong Lee, Sung Soo Ha, Bernard Alunda, Do Young Noh, Yong Joong Lee, Sangwon Kim, and Jae Hun Seol, *Polymers*, **11**, No. 5: 858 (2019); [doi:10.3390/polym11050858](https://doi.org/10.3390/polym11050858)
6. P. T. Beyli, M. Doğan, Z. Gündüz, M. Alkan, and Y. Turhan, *Advances in Materials Science*, **18**, No.1 (55): 28; [doi:10.1515/adms-2017-0025](https://doi.org/10.1515/adms-2017-0025)
7. H. Kaczmarek, M. Metzler, and K. Węgrzynowska-Drzymalska, *Polym. Bull.*, **73**: 2927 (2016); <https://doi.org/10.1007/s00289-016-1617-3>
8. M. Christian, *Nanomaterials (Basel)*, **7**, No. 11: 396 (2017); [doi:10.3390/nano7110396](https://doi.org/10.3390/nano7110396)
9. Alaa J. Kadham, Dalal Hassan, Najlaa Mohammad, and Ahmed Hashim, *Bulletin of Electrical Engineering and Informatics*, **7**, No. 1: 28 (2018); [doi:10.11591/eei.v7i1.839](https://doi.org/10.11591/eei.v7i1.839)
10. Ahmed Hashim and Aseel Hadi, *Sensor Letters*, **15**, No. 12: 1019 (2017); <https://doi.org/10.1166/sl.2017.3910>
11. Ahmed Hashim and Ali Jassim, *Sensor Letters*, **15**, No. 12: 1003 (2017);

- <https://doi.org/10.1166/sl.2017.3915>
12. B. H. Rabee and A. Hashim, *European Journal of Scientific Research*, **60**, No. 2: 247 (2011).
 13. A. Hashim and A. Jassim, *Journal of Bionanoscience*, **12**: 170 (2018); [doi:10.1166/jbns.2018.1518](https://doi.org/10.1166/jbns.2018.1518)
 14. Naheda Humood Al-Garah, Farhan Lafta Rashid, Aseel Hadi, and Ahmed Hashim, *Journal of Bionanoscience*, **12**, No. 3: 336 (2018); <https://doi.org/10.1166/jbns.2018.1538>
 15. Farhan L. Rashid, Shahid M. Talib, Aseel Hadi, and Ahmed Hashim, *IOP Conf. Series: Materials Science and Engineering*, **454**: 012113 (2018); [doi:10.1088/1757-899X/454/1/012113](https://doi.org/10.1088/1757-899X/454/1/012113)
 16. A. Hadi, F. L. Rashid, H. Q. Hussein, and A. Hashim, *IOP Conference Series: Materials Science and Engineering*, **518**, Iss. 3: 032059 (2019); [doi:10.1088/1757-899X/518/3/032059](https://doi.org/10.1088/1757-899X/518/3/032059)
 17. Abbas Sahi Shareef, Farhan Lafta Rashid, and Hasan Fathi Alwan, *IOP Conference Series: Materials Science and Engineering*, **671**, Iss. 1: 012150 (2020); [doi:10.1088/1757-899X/671/1/012150](https://doi.org/10.1088/1757-899X/671/1/012150)
 18. Abbas Sahi Shareef, Farhan Lafta Rashid, Aseel Hadi, and Ahmed Hashim, *International Journal of Scientific & Technology Research*, **8**, Iss. 11: 1041 (2019); [Water-polyethylene-Glycol-sic-wc-And-ceo2-wcnanofluids-For-Saving-Solar-Energy-.pdf](https://www.ijstr.org/papers/Water-polyethylene-Glycol-sic-wc-And-ceo2-wcnanofluids-For-Saving-Solar-Energy-.pdf) (ijstr.org)
 19. Farhan Lafta Rashid, Abbas Sahi Shareef, and Hasan Fathi Alwan, *Journal of Advanced Research in Fluid Mechanics and Thermal Sciences*, **61**, Iss. 1: 63 (2019).
 20. Abbas Sahi Shareef, Farhan Lafta Rashid, and Hasan Fathi Alwan, *International Journal of Mechanical Engineering and Technology*, **9**, Iss. 13: 1465 (2018).
 21. Farhan Lafta Rashid, Aseel Hadi, Naheda Humood Al-Garah, and Ahmed Hashim, *International Journal of Pharmaceutical and Phytopharmacological Research*, **8**, Iss. 1: 46 (2018).
 22. Farhan Lafta Rashid, Khudhair Abass Dawood, and Ahmed Hashim, *International Journal of Research in Engineering & Technology*, **2**, Iss. 1: 87 (2014).
 23. H. N. Obaid, M. A. Habeeb, F. L. Rashid, and A. Hashim, *Journal of Engineering and Applied Sciences*, **8**, Iss. 5: 143 (2014).
 24. Adil Mohammed Hashim, Farhan Lafta Rashid, and Ibrahim Kaittan Fayyadh, *Journal of Applied Chemistry*, **5**, Iss. 3: 48 (2013).